




XLamp High-Power LEDs

FEATURES

APPLICATIONS



- Industry-leading white LED performance
- Full portfolio of color LEDs
- High-reliability, surface-mount package
- Max current up to 1,000 mA
- L70 lifetime up to 50,000 hours
- Tested to highest standards in LED industry

- Outdoor area lighting
- Portable and personal lighting
- Commercial and retail lighting
- Architectural and landscape lighting
- Refrigerated display and storage
- Emergency-vehicle lighting
- Transportation
- Traffic signals
- Solar-powered lighting
- Sign backlighting
- Channel letters
- Dental and medical
- Accent lighting


Basic advantages of LED Light

- | | | |
|--------------------------|---|--|
| Very energy efficient | » | greater than 90 lumens/watt and still improving |
| High-quality light | » | no compromise between efficacy and CRI |
| Directional | » | no wasted light; any pattern possible |
| Extremely long lifetime | » | 50,000 hours to 70% lumen maintenance |
| Inherently rugged | » | no filament to break |
| Instant on | » | reaches full brightness in nanoseconds |
| Environmentally friendly | » | contains no mercury, lead or other heavy metals |
| Infinitely controllable | » | enables new lighting fixtures and energy-saving techniques |
| Low-temperature-friendly | » | no issues starting in cold environments |


Part	Package Size (mm)	Color	Viewing Angle	CCT range (K)		Wavelength (nm)	Typical V _F @ 350 mA (V)*	Max Current (mA)*	Luminous Flux (lm)**
				min	max				
XLamp XR-E LED	7.0 x 9.0	Cool White	90	5,000	10,000	-	3.3	1000	80.6 - 107
		Neutral White	90	3,700	5,000	-	3.3	700	62.0 - 93.9
		Warm White	90	2,600	3,700	-	3.3	700	56.8 - 87.4
		Royal Blue	100	-	-	450-465	3.3	1000	300 mW - 425 mW
		Blue	100	-	-	465-485	3.3	1000	23.5 - 30.6
		Green	100	-	-	520-535	3.3	700	67.2
XLamp XR-C LED	7.0 x 9.0	Cool White	90	5,000	10,000	-	3.5	500	56.8 - 87.4
		Neutral White	90	3,700	5,000	-	3.5	500	51.7 - 80.6
		Warm White	90	2,600	3,700	-	3.5	500	39.8 - 67.2
		Royal Blue	100	-	-	450-465	3.5	500	250 mW - 300 mW
		Blue	100	-	-	465-475	3.5	500	13.9 - 18.1
		Green	100	-	-	520-535	3.5	500	39.8 - 51.7
		Amber	90	-	-	585-595	2.2	350	23.5 - 39.8
		Red-Orange	90	-	-	610-620	2.2	700	30.6 - 39.8
		Red	90	-	-	620-630	2.2	700	23.5 - 39.8
XLamp MC-E LED	7.0 x 9.0	Cool White	110	5,000	10,000	-	3.2	700	370 - 430
		Neutral White	110	3,700	5,000	-	3.2	700	280 - 370
		Warm White	110	2,600	3,700	-	3.2	700	240 - 320
XLamp XP-E LED	3.45 x 3.45	Cool White	115	5,000	10,000	-	3.2	700	87.4 - 107
		Neutral White	115	3,700	5,000	-	3.2	700	73.9 - 100
		Warm White	115	2,600	3,700	-	3.2	700	62.0 - 93.9
XLamp XP-C LED	3.45 x 3.45	Cool White	110	5,000	10,000	-	3.4	500	73.9 - 93.9
		Neutral White	110	3,700	5,000	-	3.4	500	62.0 - 80.6
		Warm White	110	2,600	3,700	-	3.4	500	51.7 - 73.9

* Voltage & current specifications for XLamp MC-E are listed per LED
 ** Range of available standard minimum flux order codes @ 350 mA

XLamp XR-E LED



XLamp MC-E LED



XLamp XP-E LED

